

NHS Adult Inpatient Survey 2022

Survey handbook

Ipsos, Coordination Centre for Mixed Methods

Version 1

Please ensure you use **the 2022 versions of all materials for the survey.**

Contents

1	About this handbook.....	4
2	Introduction	5
2.1	The importance of patient feedback.....	5
2.2	Overview of the NHS Inpatient Survey 2022.....	5
2.3	Uses of the Adult Inpatient Survey data	8
2.4	The role of the Coordination Centres.....	8
3	Survey timetable	10
4	Data protection and confidentiality.....	13
4.1	Data protection and confidentiality	13
4.2	Data Security and Protection Toolkit	14
4.3	Ethics	14
4.4	Research governance requirements	15
5	Changes to the survey	16
5.1	Questionnaire.....	16
5.2	Invitation and reminder letters.....	Error! Bookmark not defined.
6	Sampling.....	19
6.2	Setting up a project team.....	19
6.3	Displaying dissent posters.....	20
6.4	Compiling a list of patients.....	20
6.5	Conducting DBS checks.....	21
6.6	Submitting your sample file	22
6.7	Additional variables.....	22
7	Fieldwork preparation	23
7.2	Set up postal services.....	23
7.3	Prepare the survey materials	23
7.4	Printing the survey materials	25
7.5	Implement the online survey	26
7.6	Quality Assurance of survey materials.....	27
7.7	Publicising the survey.....	27
8	Conducting fieldwork.....	28
8.2	Mailing protocol	28
8.3	SMS reminders.....	29
8.4	Length of fieldwork.....	28
8.5	DBS and local extractions	30
8.6	Weekly monitoring.....	31
8.7	Reviewing open-ended comments	32
8.8	Processing returned paper questionnaires.....	32

8.9	Notifying participants about results.....	32
9	Survey communications.....	34
9.1	Managing and recording patient communications.....	34
9.2	Frequently asked questions	35
10	Survey Accessibility.....	36
11	Submitting final data	38
11.1	Coding final data.....	38
11.2	Coding free text data	40
11.3	Entering easy read responses	40
11.4	Checking final data.....	41
11.5	Submitting data.....	41
12	Appendix – online survey guidelines.....	42

Table of figures

Table 3.1:	Timetable for Approved Contractors.....	10
Table 3.2:	Timetable for trusts working with Approved Contractor	10
Table 3.3:	Timetable for trusts delivering the survey in-house	11
Table 7.1:	Print specification.....	25
Table 8.1:	Mailing protocol	28
Table 10.1:	Guidance on providing accessible formats of the survey	36

Version log

Version	Description/ changes since previous version
1	Initial published version.

1 About this handbook

This handbook details the processes involved in preparing for and running the NHS Adult Inpatient Survey 2022. The information contained in this handbook supersedes all previous versions of the handbook.

The handbook is designed to be used by trusts delivering the survey in partnership with an Approved Contractor, trusts delivering the survey in-house, and Approved Contractors. While not all information in this handbook is relevant to each party, efforts have been made to ensure that the information provided is reasonably comprehensive.

It is however necessary to supplement this handbook with a small number of complementary documents. These are:

- **The Sampling Instructions:** Which contains detailed information about how the sample should be drawn
- **The Sample Construction Worksheet:** Which is used by trusts to construct the sample of patients
- **The Sample Declaration Form:** Which is used to confirm the sample has been drawn correctly before submission
- **The Data Entry Spreadsheet:** Which is used to collate the final survey data
- **The Final Data Checklist:** Which is used to confirm that the required checks have been conducted on the final data and provide relevant contact details

The most recent versions of these documents can be downloaded from the website: <https://nhssurveys.org/surveys/survey/02-adults-inpatients/>.

If you have any queries about the contents of the handbook, please contact your Approved Contractor in the first instance (where relevant), or the Coordination Centre for Mixed Methods at Ipsos at InpatientCoordination@ipsos.com.

2 Introduction

2.1 The importance of patient feedback

Improving the experience of individual patients is at the centre of the NHS Constitution, which requires that services reflect the needs and preferences of patients, their families and their carers.

"You have the right to receive care and treatment that is appropriate to you, meets your needs, and reflects your preferences."*

Furthermore, taking account of patients' views and priorities can lead to the delivery of real service improvements. It is therefore important that all NHS trusts give patients the opportunity to feedback on their care and treatment. The NHS Patient Survey Programme (NPSP) provides an important mechanism for achieving this by:

- Providing information to support local quality improvement initiatives;
- Tracking changes in patient experience locally over time;
- Providing information for active performance management;
- Providing information to support public and parliamentary accountability; and,
- Providing information for the Care Quality Commission's programme of reviews and inspections.

2.2 Overview of the NHS Inpatient Survey 2022

The NPSP was initiated in 2002, by the then Department of Health, and is now overseen by the Care Quality Commission (CQC), the independent regulator of health and social care in England.

The Adult Inpatient Survey is the most established survey within the NPSP. The transition to mixed method has changed how patients respond to questions, which means results from this survey will only be comparable to the 2020 and 2021 survey results.

There were a number of changes in 2020, including improvements to patient materials, questionnaire content and provision of accessible options. To maintain trends since these changes, on the whole the 2022 survey will be similar to the 2021 and 2020 iterations of the survey, with the exception of the changes summarised below. You can find more

* The *NHS Constitution for England*. Department of Health and Social Care. Available at: <<https://www.gov.uk/government/publications/the-nhs-constitution-for-england/the-nhs-constitution-for-england>> [Accessed 11 June 2020].

detail on these in Chapter 5. Please do take the time to familiarise yourself with the content to ensure you understand the new survey requirements.

The Adult Inpatient Survey 2022 will be coordinated by the Coordination Centre for Mixed Methods based at Ipsos. Changes to the Adult Inpatient Survey in 2022.

Change	Rationale	Chapter for additional detail
Questionnaire changes	<p>The content of the 2021 questionnaire was reviewed to ensure it reflected any new policies or changes in the way inpatient services are delivered. New areas of interest were identified, and new questions were developed and cognitively tested with patients.</p> <p>One recontact question was added at the end of the questionnaire. The recontact question asked patients if they gave consent to be recontacted and for their personal information to be linked to their survey responses.</p> <p>Further changes to the questionnaire are outlined in 5.1.</p>	Chapter 5
Sample variable changes	<p>Findings from the 2021 Adult Inpatient Survey show that COVID-19 variables are not comparable year on year, due to changes in how trusts are recording this information so it will be removed this year.</p> <p>In addition, treatment centre admission codes and CCG codes have been removed this year.</p> <p>There is an interest in the relationship between the patient's experiences and the length of waiting list time. This will be a new mandatory variable.</p>	Chapter 6
Targeted paper mailing	There will be two additional letters provided for mailing 1 and mailing 3 for those 80+ following a new targeted paper mailing approach.	Chapter 8.2
SMS reminder timings	The time of day SMS reminders are sent has changed to optimise response, and there is an additional day between sending mailing 1 and sending SMS1 (same for M2 and SMS2).	Chapter 8.3
Shortening fieldwork	Fieldwork will be shortened to 13 weeks to reduce the time lag between the care episode and publication, which is a key priority of the programme.	Chapter 8.4

Notifying participants about results	Participants will have the option to provide an email address at the end of the survey if they would like to be contacted when the results are published.	Chapter 8.9
--------------------------------------	---	-------------

2.3 Uses of the Adult Inpatient Survey data

Asking each hospital trust to carry out the inpatient survey in a consistent way builds a detailed picture of patients' experiences across NHS hospital trusts. The data is used by a range of organisations for different purposes. For example:

- Information drawn from the questions in the Adult Inpatient Survey is used by the CQC within its performance monitoring tools and inspections of acute services.
- Published data from the survey allows for reliable comparisons between Trusts.
- Information collected nationally in a consistent way is also essential to support public and Parliamentary accountability.
- The results are used by NHS England and the Department for Health and Social Care for performance assessment, improvement and regulatory purposes.

CQC intends to archive the survey data with the UK Data Service after the analysis is completed and published. This will be done with appropriate safeguards that ensure patient confidentiality.

2.4 The role of the Coordination Centres

The Coordination Centre for Mixed Methods (CCMM) for the NPSP is based at Ipsos . The Adult Inpatient survey will be coordinated by Ipsos and any queries relating to this survey should be directed to them at InpatientCoordination@ipsos.com.

Picker, hereon referred to as the Coordination Centre for Existing Methods (CCEM), remains the Survey Coordination Centre for paper method surveys.

Please note that the Survey Coordination Centre for Existing Methods is a completely separate division at Picker from the Approved Contractor.

The role of the coordination centres is to ensure that Trusts and Approved Contractors carry out the surveys in a consistent and systematic way. This consistency means it is possible to:

- Build up a national picture of patients' experience
- Compare the performance of different Trusts
- Monitor change over time
- Identify variations between different patient groups

3 Survey timetable

The following timetables detail the key dates for; trusts working with Approved Contractors to deliver the survey; trusts delivering the survey in-house; and, Approved Contractors. Please ensure that you refer to the relevant timetable.

Table 3.1: Timetable for Approved Contractors

Task	Responsibility	Date
Webinar	CCMM	22 September 2022
Final materials available on the website	CCMM	6 December 2022
Send PDF copies of the questionnaire, cover letter and SMS text to CCMM	Approved Contractor	2 December 2022
Send hard copies of the questionnaire, cover letter and SMS to CCMM	Approved Contractor	13 December 2022
Submit sample data to the CCMM	Approved Contractor	By 13 January 2023
Fieldwork starts	Approved Contractor	20 January 2023*
Deadline for sending first mailing	Approved Contractor	10 February 2023
Fieldwork ends	Approved Contractor	21 April 2023
Send final data to CCMM	Approved Contractor	25 April 2023

Table 3.2: Timetable for trusts working with Approved Contractor

Task	Responsibility	Date
Dissent posters available on the website	CCMM	1 September 2022
Ensure project team (Caldicott Guardian and person drawing sample) are aware of project timings	Trust	September 2022
Provide CCMM with contact details of project team	Trust	21 October 2022
Webinar	CCMM	17 October 2022
Display dissent posters within Trust	Trust	1 November 2022 – 30 November 2022 [†]

[†] Posters must be displayed throughout the entire sampling period. At minimum, this will be from 1 November until 30 November 2022. For trusts drawing sample from across an extended sampling period, the posters must be displayed for the entirety of the extended sampling period.

Sample to be drawn and checked	Trust	1 December 2022 – 12 December 2022
Completed sample declaration form to be signed by Caldicott Guardian	Trust	To be confirmed by Approved Contractor
Submit sample declaration form to approved contractor	Trust	To be confirmed by Approved Contractor
Submit sample to approved contractor	Trust	16 December 2022
Fieldwork starts	Approved contractor	20 January 2023*
Deadline for sending first mailing	Approved contractor	10 February 2023
Fieldwork ends	Approved contractor	21 April 2023
Send final data to CCMM	Approved contractor	25 April 2023

Table 3.3: Timetable for trusts delivering the survey in-house

Task	Responsibility	Date
Dissent posters available on the website	CCMM	1 September 2022
Ensure project team (Caldicott Guardian and person drawing sample) are aware of project timings	Trust	September 2021
Provide CCMM with contact details of project team	Trust	21 September 2022
Webinar	CCMM	17 October 2022
Send completed statement of compliance to CCMM	Trust	15 October 2021
Display dissent posters within Trust	Trust	1 November 2022 – 30 November 2022*
Final materials available on the website	CCMM	23 November 2022
Send PDF copies of the questionnaire, cover letter and SMS text to CCMM	Trust	2 December 2022
Send hard copies of the questionnaire, cover letter and SMS to CCMM	Trust	13 December 2022
Sample to be drawn and checked	Trust	By 22 December 2022
Completed sample declaration form to be signed by Caldicott Guardian	Trust	By 22 December 2022
Submit sample declaration form to CCMM	Trust	By 22 December 2022
Submit sample data to the CCMM	Trust	By 13 January 2022
Fieldwork starts	Trust	20 January 2023*
Deadline for sending first mailing	Trust	10 February 2023

Fieldwork ends	Trust	21 April 2023
Send final data to CCMM	Trust	25 April 2023

*Fieldwork may start earlier than the official start date, as long as the sample and survey materials have been signed off by the CCMM, the sample has been loaded into the online survey and the DBS checks are in date.

4 Data protection and confidentiality

4.1 Data protection and confidentiality

This survey is currently in the process of being reviewed for approval under Section 251 of the NHS Act 2006.

When carrying out your survey, you will need to ensure that your organisation complies with the General Data Protection Regulation (GDPR) by providing patients with sufficient information and ensuring that all responses remain confidential. If you have not already done so, please ensure that you add 'research' as one of the purposes for processing personal data supplied by data subjects under your privacy notices and, to the extent applicable, that any necessary consents are obtained for the sharing of this data.

General Data Protection Regulations (GDPR)

Changes in the law governing the management and use of patient data went into effect 25th May 2018. GDPR replaces the Data Protection Act 1998.

If your trust has implemented operational changes because of the GDPR and you think these changes will impact how you sample and how you share data, please contact the CCMM.

Where a trust has opted to conduct the survey in-house, the Caldicott Guardian and survey lead must complete and sign a statement of compliance with the data protection regulations and submit this to the CCMM by 31 October 2022. This is to confirm that data shall only be displayed, reported or disseminated in compliance with guidelines outlined in the Survey Handbook.

You will also need to comply with the [NHS Code of Practice on Confidentiality](#), which incorporates the Caldicott principles. You should take particular care to ensure that your use of patient data complies with these six principles. In particular, you should be aware of the flows of patient data, and the issues which these present. If your trust is planning to implement trust-wide opt-in policies, or if your trust already has an opt-in consent mechanism in place, we ask you that you get in touch with the CCMM.

National Data Opt-out Programme

The National Data Opt-out Programme does not apply to the surveys running under the NPSP and you **must not exclude people on this basis**. The Adult Inpatient survey will continue to operate separate opt-out mechanisms as described in the Sampling Instructions. This means that patients do not have to actively consent to their data being used for the purpose of these surveys.

However, **if patients choose to specifically opt-out of the Adult Inpatient 2022 survey**, their wishes should be respected. **Dissent posters will need to be displayed in the trust during the sampling period**, to ensure potential participants are made aware of the survey and have an opportunity to opt-out in advance if they would like to do so.

4.2 Data Security and Protection Toolkit

All organisations that have access to NHS patient data and systems must use the Data Security and Protection Toolkit to measure their performance against the National Data Guardian's 10 data security standards. This is to provide assurance that they are practicing good data security and that personal information is handled correctly. To find out more about the toolkit and create your account, please visit:

<https://www.dsptoolkit.nhs.uk/>.

4.3 Ethics

Patient surveys undertaken by NHS organisations in England generally seek ethical approval, to ensure that the survey is conducted to the highest standards and with a focus on patient well-being. Previous waves of the Adult Inpatient Survey have sought ethical approval from the Health Research Authority (HRA) on a discretionary basis (the NPSP is considered to be a service evaluation and therefore does not strictly require ethical approval). However, from the summer of 2019, the HRA decided they would no longer review service evaluations and an alternative ethical review approach was required for the NPSP programme.

On behalf of the CQC, Ipsos set up an independent ethical review panel consisting of ethics specialists, academics specialising in health research and patient representatives. All elements of the 2022 Adult Inpatient Survey, including the approach and the materials, will have been reviewed by this independent ethics panel. Organisations will be informed once ethical approval has been granted, so that sampling can commence.

4.4 Research governance requirements

The UK Policy Framework for Health and Social Care Research sets out the principles of good research governance and aims to ensure that health and social care research is conducted to high scientific and ethical standards. It spells out standards and the responsibilities of various parties involved in the research. The CQC has produced a table that sets out the responsibilities of organisations providing care and the arrangements made by the CQC for patient surveys. This is available on the NPSP website:

<https://nhssurveys.org/survey-instructions/ethical-issues-ethics-committees-and-research-governance/>

5 Changes to the survey

The questionnaire and materials were reviewed to ensure they reflect any new policies or changes in the way inpatient services are delivered, to identify any areas that are no longer relevant, and to incorporate feedback and learnings from the 2021 survey.

5.1 Questionnaire

The questionnaire was extensively redeveloped in 2020 and since then the majority of the questionnaire has remained the same to allow for comparability. Below are the updates that have been made to the 2022 survey from the 2021 iteration of the survey to reflect changing context and policy:

Question	IP21 wording	IP22 wording	Rationale
New Question	N/A	Q3. During the time you were waiting to be admitted to hospital, to what extent, if at all, do you feel your health condition or issue changed?	Feedback from stakeholders and patients suggested that capturing whether deterioration of health symptoms has occurred during waiting periods and severity of deterioration is an area of concern for stakeholders, trusts and patients.
4	4. Did you get help from staff to keep in touch with your friends and family?	N/A – removed	The origins of this question are linked to Covid-19, making it less relevant this year with the removal of visiting restrictions.
27	Q27. Were you able to discuss your condition or treatment with hospital staff without being overheard?	N/A – removed	Data from IP21 shows moderate correlation between Q26 and Q27, neither of which have been reported in stats released for IP20 or IP21.
33	Q33. Beforehand, how well did hospital staff explain how you might feel after you had the	N/A – removed	Data from IP21 shows moderate correlation between Q32 and Q33. Q33 has not been included in stats released for IP20 or IP21 and has a low proportion of bottom responses.

	operations or procedures?		
35	Q35. To what extent did staff involve you in decisions about you leaving hospital?	Q33. Throughout your stay in hospital to what extent did staff involve you in discussions about you leaving hospital?	<p>Feedback from stakeholders and patients suggested a lack of involvement in discharge discussions during the patients stay was an area of concern for stakeholders, trusts and patients.</p> <p>The question has been adapted to reflect the whole journey rather than the end.</p>
36	Q36. To what extent did hospital staff take your family or home situation into account when planning for you to leave hospital?	Q34. To what extent did hospital staff involve your family or carers in discussions about you leaving hospital?	Feedback from stakeholders and patients suggested involvement of carer in care plan was an area of interest for stakeholders and trusts.
New question	N/A	Q52. Was your long term condition taken into account during your care and treatment, whilst you were in hospital?	Additional question will be added to the 'About you' section to assess whether long term health conditions/ additional health needs were considered in care and treatment plans.
New question- ONLINE SURVEY ONLY	N/A	Q60. If you would like us to tell you about the results of this survey, please provide your email address below.	<p>Feedback from stakeholders and patients suggested that a new question should be added that asks patients whether they would like to be notified when the result from this survey is published.</p> <p>This is to be piloted on the online survey only.</p>
New question- ONLINE	N/A	Q59. The CQC or an organisation working on behalf of CQC, may wish to contact you within the next 12 months to carry out a follow up interview or	One additional recontact question will be added. The question will allow contact details to be passed to CQC and

<p>SURVEY ONLY</p>		<p>survey regarding your inpatient experience.</p> <p>This will not affect the care you receive in any way. The answers you have provided in today's survey are still valuable regardless of whether you agree to be contacted about future research.</p> <p>Are you willing for your answers to be linked to your contact details and to be contacted by the CQC or an organisation working on their behalf for further research?</p>	<p>for survey responses to be linked to contact details.</p>
---------------------------	--	--	--

During the questionnaire review process, patients, stakeholders and Trusts were invited to provide their opinions. All revisions to the questionnaire were cognitively tested with patients to ensure comprehension and relevance.

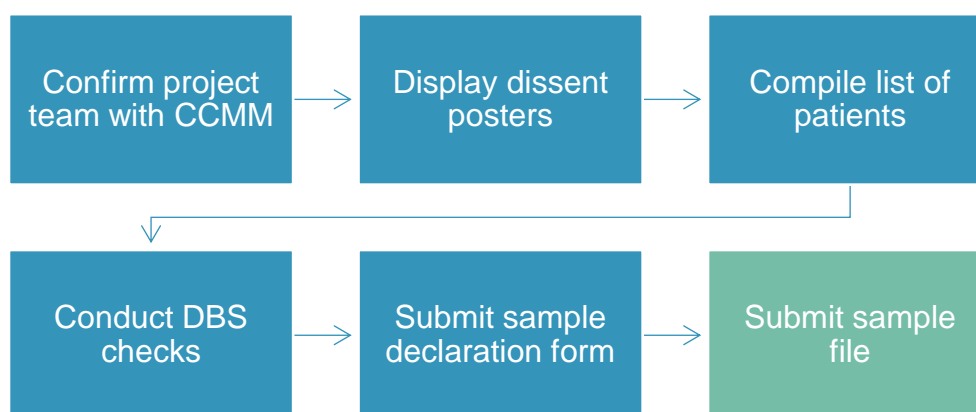
The final version of the questionnaire will be available in November 2022.

6 Sampling

This chapter outlines the key stages involved in drawing and submitting a trust sample. Detailed explanations of each of these stages are provided within the Sampling Instructions (available on the [Survey Website](#)).

The process of drawing and submitting the sample has remained consistent with previous years, but some variables have changed.

Figure 6.1: Key stages to draw and submit sample



6.2 Setting up a project team

We recommend you set up a survey team in your trust to assist you. The best way to ensure that your survey is a success is to involve from the beginning those people who have the most impact on patients' experiences and who will be responsible for responding to the results of the survey. As a minimum, you will need a survey lead, a person from your data team who will draw your patient sample, and your Caldicott Guardian, who will sign off the sample before the data leaves your trust's systems.

As timing is crucial in implementing the survey, you might want to map any planned leave of the members of the project team in order to ensure that deadlines are met. For example, you might want to consider who would be the person of contact to answer queries if the person who drew the sample is out of the office. This is particularly relevant during the sampling phase and when the questionnaires are being sent out.

Once your project team is assembled, please provide CCMM with the name, email address, and phone number of the team members with the following roles:

1. Survey Lead
2. Person who is drawing the sample

3. Caldicott Guardian

6.3 Displaying dissent posters

It is a requirement as per Section 251 approval that your trust advertise the upcoming survey during the sampling period. This is done by putting up dissent posters in the places where patients are most likely to see them. **Please consider whether any COVID-19 arrangements in your trust may impact patients' opportunities to see the poster and ensure the posters are widely visible.** Posters must be displayed throughout the entire sampling period. At minimum, this will be from 1 November until 30 November 2022. For trusts drawing sample from across an extended sampling period, the posters must be displayed for the entirety of the extended sampling period.

The poster allows patients to be aware of the survey and provides an opportunity for them to ask questions or give dissent if they wish to be excluded from taking part. The poster is available in English and the 14 most commonly spoken languages in England. Trusts should display the posters most relevant to their own patient populations.

6.4 Compiling a list of patients

When compiling the list of patients, please follow the instructions in the separate Sampling Instructions. It should have been sent alongside this handbook and is available on the survey website: <https://nhssurveys.org/surveys/survey/02-adults-inpatients/>

This year, there are some changes to the required sample variables:

- **Decide to admit variable:** this variable is new for 2022, please see the sampling instructions for more information on how this should be captured.
- **COVID-19 variables:** This variable will no longer be collected as findings from the 2021 Adult Inpatient Survey show that Covid-19 variables are not comparable year on year.
- **CCG codes** will no longer be collected.
- **Treatment centre admission codes** will no longer be collected.

Other than these changes, the sampling eligibility criteria are consistent with previous years of the survey. Please review the sampling instructions in detail, however, to ensure your sample is selected correctly.

Please ensure you provide patients' mobile numbers, as this allows us to send SMS reminders. The Section 251 approval grants "the legal basis to allow access to the specified confidential patient information without consent." This allows for trusts to provide details like patients' postal addresses and applies to mobile numbers too.

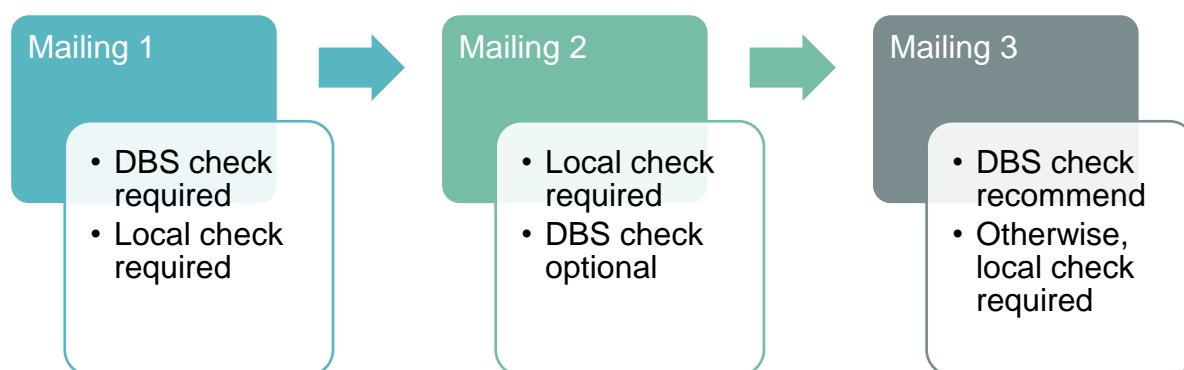
If an error in sampling is detected by the Approved Contractor, or the CCMM, you will be sent queries and we may ask you to redraw your sample. This can cause delays in approving your sample which may result in a shorter fieldwork period for your trust and could impact on the success of the survey. If you have any questions regarding the eligibility criteria or how to draw your sample, please contact your Approved Contractor or the CCMM in plenty of time before the deadline for submitting the sample.

Two members of staff from CQC will be included in the sample for each in-house trust and contractor. This will enable CQC to receive each mailing and reminder (including SMS reminders) in real time. These names and addresses will be provided ahead of sampling and should be randomly allocated to trusts where contractors are working with multiple trusts.

6.5 Conducting DBS checks

Once you draw the sample of eligible patients, the sample must be locally checked for deceased patients and it must be submitted for DBS (Demographic Batch Service) checks. This is to check for any patients who may have deceased since they were an inpatient at your trust.

Submitting for DBS checks prior to the second mailing is not required. However, a local check must still be conducted. Before mailing three, you must do one of the two checks – local checks or DBS checks – and it is up to the trust to decide which they would rather do. Please ensure you read the sampling instructions carefully on how to submit your file to DBS and how to remove deceased patients.



DBS checks must not be more than 2 weeks old ahead of a mailing where a DBS is required (mailing 1 and 3). Where a DBS check expires ahead of Mailing 1 whilst approvals are pending, a local check must be done before sending Mailing 1.

Your sample should only be used for the purposes of distributing the described protocol of invitation, reminder letters and reminder SMS for the Adult Inpatient Survey. This is because the sample collated for survey only has Section 251 approval for these specific uses. Any additional use of the sample (for example, sending out additional reminders,

contacting the sample in advance or reusing the sample for a local survey) would therefore be in breach of Section 251 approval.

6.6 Submitting your sample file

Before submitting the sample file, you must complete the sample declaration form. This asks you to confirm that the sample has been drawn as per the sampling instructions. The Trust's Caldicott Guardian is required to sign-off the form. Please provide your Caldicott Guardian with notice of this requirement to avoid delays in the sign-off process.

The completed sample declaration form should be submitted and approved prior to sending your sample data to the Approved Contractor or CCMM. Failure to follow this protocol would constitute a breach of Section 251 and must be reported to the CCMM and CQC.

The sample must be submitted in an encrypted, password protected file and via the secure method specified in the sampling instructions. **Data should never be sent via email.** Failure to follow this protocol would constitute a breach of Section 251 and must be reported to the CCMM and CQC.

If you are a trust using an Approved Contractor: your Approved Contractor will be in touch with details on how to submit your sample securely, once the declaration form has been approved.

If you are delivering the survey in-house, or are an Approved Contractor: samples will be submitted to the CCMM using a secure website. A series of checks will be conducted on the sample as you submit it. Log-in details and instructions of how to submit the sample will be provided prior to the sampling period.

6.7 Additional variables

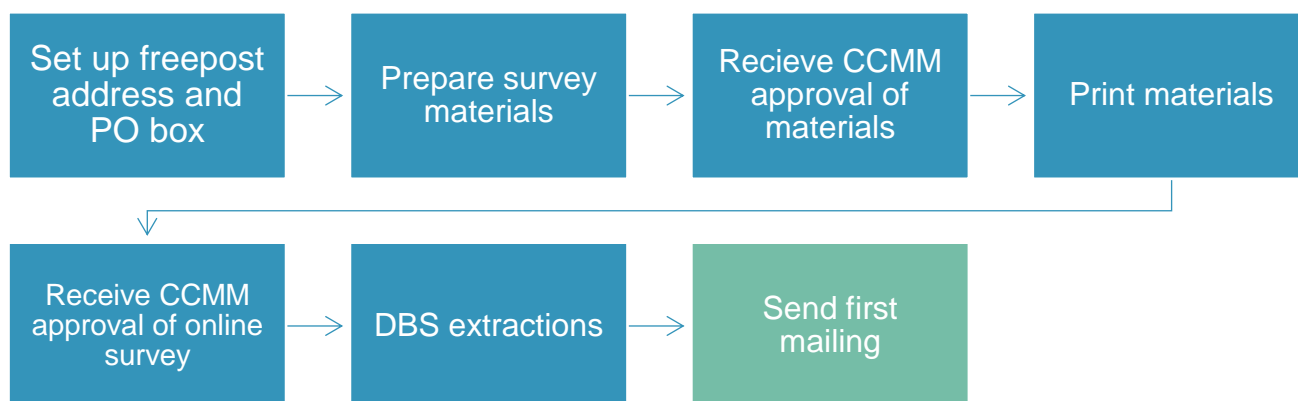
If during the main sample submission phase, the ICD-10 Chapter Codes were not provided, you will need to submit these afterwards as an additional variable. To submit this, please follow the steps outlined in the separate Sampling Instructions. (available on the survey website: <https://nhssurveys.org/surveys/survey/02-adults-inpatients/>)

If the ICD-10 chapter codes (XV) were submitted and have been approved as part of the main sample, then resubmission of this variable is not required.

7 Fieldwork preparation

This chapter outlines the steps to be taken by Approved Contractors and in-house trusts prior to the start of fieldwork. The key steps to be undertaken are outlined in the diagram below and detailed within the chapter.

Figure 7.1: Key stages to prepare for fieldwork



7.2 Set up postal services

Approved Contactors and in-house trusts must set up both a freepost address and a PO box.

Setting up a freepost address

The freepost address will allow patients to return completed questionnaires at no cost to themselves. After the license is paid, organisations will pay only for the responses received. The freepost address must be printed on the envelopes sent with the questionnaires. Printed envelopes must comply with Royal Mail guidelines.

Setting up a PO Box

The mail-out envelope(s) must not include any indication of the sender address, and a PO Box should be set up for undelivered mail. Approved Contractors and trusts conducting the survey in-house must set up a freepost address, as well as a PO address. This will be printed on the envelope and be used to return post to sender if undelivered.

7.3 Prepare the survey materials

The CCMM will provide electronic versions of all survey materials on the NHS surveys website. These materials have been designed to meet best-practice guidelines and have been extensively cognitively tested with patients to ensure maximum engagement and comprehension. Furthermore, they have been approved by Section 251 and ethics.

No changes to the wording of invitation letters, reminder letters, or questionnaire are permissible (due to ethics and Section 251 requirements) and we advise that amendments made to other materials are minimised.

Specific considerations for preparing the questionnaire and letters are now detailed.

Questionnaire

We recommend using the questionnaire template provided by the CCMM. The template is provided in a word document which can be edited if needed. However, if you intend to copy the questionnaire into your own format you must be careful to replicate it exactly.

This includes:

- The wording of questions and response options
- The numbering and order of questions and response options
- Routing instructions
- Any other instructions to respondents

Questions should be formatted as two columns and set out across the page as per the questionnaire provided by the CCMM. All design and formatting elements of the questionnaire should also be replicated. Questionnaires must be printed in an A4 booklet and centre-stapled.

Invitation and reminder letters

Invitation and reminder letters should be printed on each trust's letterhead paper. There is a different letter for each mailing.

You may not make any modifications to the wording of invitation or reminder letters other than to populate the letters with trust-specific information where required. This is because the letters have been submitted for ethics and Section 251 approval. Once approval has been granted, changes to the wording of invitation and reminder letters are not permissible.

At this point, approval of PDF and hard copies of all materials must be sought from CCMM and CQC (see section 7.6 for more information).

Materials for those aged 80 and over

Please note, there is a change in mailing approach for those aged over 80. Anyone born in 1941 or earlier will receive an additional paper questionnaire in mailing 1. They also have a different letter for mailing 1 and 2. Please ensure you are using the correct versions of materials for each age group.

7.4 Printing the survey materials

After approval of the digital proofs from CCMM has been received, materials should be printed to the following specifications.

Table 7.1: Print specification

Material	Specification	Personalisation details
Letters (for both 80+ and under 80s)	<ul style="list-style-type: none"> • A4 • 1 page • 2 sided • Colour • Personalisation to front and back 	Letters are personalised according to trust, contractor and respondent level information. The letter must be personalised with the patient online survey log-in details.
Multi-language sheet	<ul style="list-style-type: none"> • A4 • 1 page • 2 sided • black and white • No personalisation 	If a contractor is using their own online survey tool, the multi-language sheet will need to be updated to show the links to the translated survey. No patient level personalisation is required.
Questionnaire	<ul style="list-style-type: none"> • A4 • 4-page booklet • 2 sided • Colour • Personalisation to front and back covers 	Each questionnaire needs to be personalised with an identifier to identify the respondent, using either a serial number or a barcode. Details of the freepost/PO box should be printed on the back
Freepost return envelope	<ul style="list-style-type: none"> • Black and White • No personalisation 	Freepost envelopes will be personalised for each contractor and in-house trust to reflect the address completed questionnaires should be sent to. No patient level personalisation is required.
Outer envelope	<ul style="list-style-type: none"> • Black and White • No personalisation 	The PO box on the back of the letter should be personalised for each contractor and in-house trust with their PO box address for undelivered mail.

7.5 Implement the online survey

Patients can now choose whether they would like to complete the survey online or using the paper questionnaire. Based on the results from 2021, we anticipate approximately 67 per cent of responses to the survey will be completed online, rather than by paper.

There are two options available for the provision of the online survey to patients:

1. Using a central online survey tool provided by the CCMM.
2. Contractors may provide their own online survey tool if preferred. This is on the basis that it will follow guidelines to exactly replicate the central tool.

The following guidance is for those using option 1. For more details on option 2, please see the appendix of this document.

Guidance for those using a central online survey tool

There are three routes into the online survey:

- **Using the URL provided in the letters:** the URL and log-in details are provided on the survey invitation letters. These log-in details are personalised for each respondent, to allow identification of which patients have taken part and their removal from future mailings. The link will follow this format:
NHSinpatient.co.uk/login
- **SMS reminder:** there is a shortened URL included in the SMS reminder that is unique to each patient. This will allow patients to access the survey directly without needing their log-in details.
- **Using the URL provided on the multi-language sheet:** there are separate links for each language provided on the multi-language sheet which will take patients to a translated log-in page in their chosen language.

The online log-in details will be generated by the sample construction sheet once populated. The long URLs will also be generated at this point. They will need to be shortened for the SMS reminder, see the following section for more information on this.

Once the sample is signed off, log-in details will need to be uploaded to the online survey to allow the patient access. Do not send a mailing unless you have confirmation from the CCMM that your sample has been loaded into the online survey as patients will not be able to access it.

The online survey will be made live on 3 January 2023 to allow trusts whose samples have been signed off to begin fieldwork early.

Once fieldwork has begun, you will receive daily updates with the survey identification numbers of those who have completed the online survey, to allow you to remove them from future reminders.

Each contractor and in-house trust will also be sent an export of the data from the online survey one week after fieldwork starts, and at the mid-point of fieldwork to allow for data processing to begin.

7.6 Quality Assurance of survey materials

In house trusts and contractors are required to submit PDF and hard copies of the survey materials to the CCMM and CQC before any mailings take place. The deadline for providing these is included in the timetable section. Approval of each of these is a requirement before the first mailing can be sent.

All proofs created ahead of printing must match the style, format and content of the materials provided on the NHS Surveys website.

Members of staff from CQC will be included in the sample for each in-house trust and contractor. This will enable the CCMM to receive each mailing and reminder (including SMS reminders) in real time. These names and addresses will be provided ahead of sampling and should be randomly allocated to trusts where contractors are working with multiple trusts.

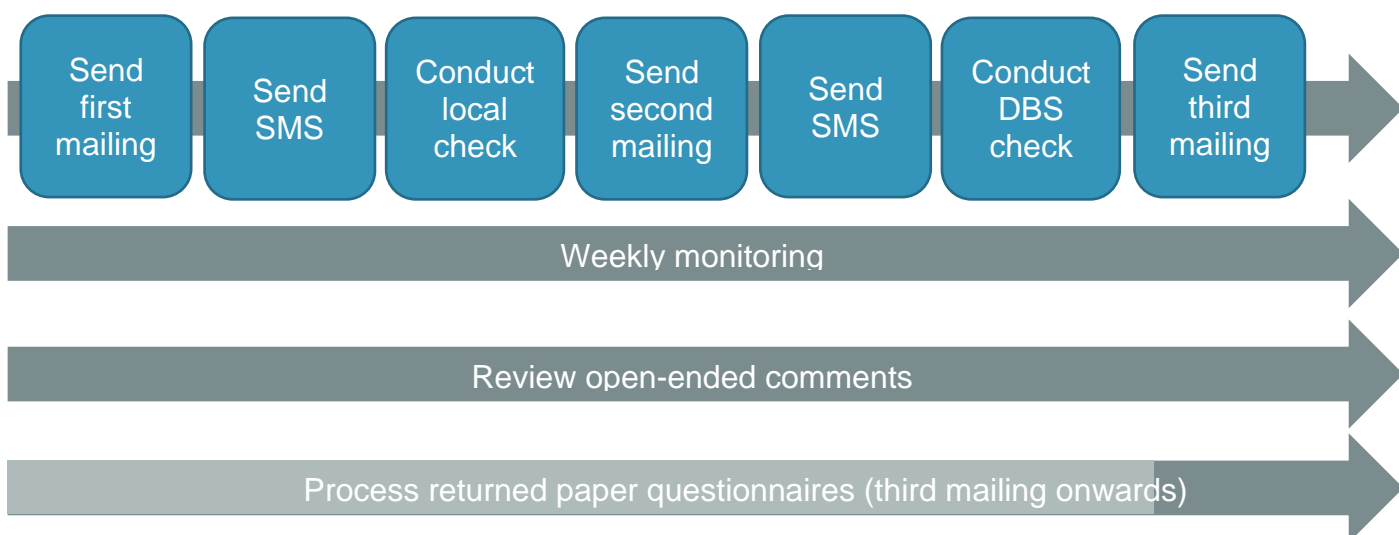
7.7 Publicising the survey

The best way to ensure your survey is a success is to ensure that you involve those people who have the most impact on patients' experiences and who will be responsible for responding to the results of the survey. We recommend that you keep everyone in your trust informed and that you publicise the survey externally. You can learn more about how to promote the survey internally on the website [here](#).

8 Conducting fieldwork

This chapter outlines the steps to be taken by Approved Contractors and in-house trusts from the first mailing onwards. The key steps to be undertaken are outlined in the diagram below and detailed within the chapter.

Figure 8.1: Key stages to conduct fieldwork



8.2 Mailing protocol

The following table outlines the mailing protocol to be followed. This approach has been developed to maximise the proportion of patients who complete the survey online.

The intervals between each contact must be adhered to once the first mailing has been sent to maximise response rates. Where the timing of an SMS reminder falls on a weekend or Bank Holiday, it should be sent on the next working day.

For those aged 80+ this approach is adapted to optimise response from this group, please review the following table for more detail.

Please ensure DBS and local checks are provided in plenty of time to send the mailings on time. Contractors and trusts should work together to agree dates for these in advance of fieldwork start.

Table 8.1: Mailing protocol

Contact	Type	Content of contact	Days from first mailing
---------	------	--------------------	-------------------------

1	Postal	Aged 79 and under: Invitation letter (note, there are 2 letters, one for 79 and under, and one for 80+) Multi-language sheet Aged 80+: Invitation letter (note, there are 2 letters, one for 79 and under, and one for 80+) Paper questionnaire Multi-language sheet Freepost return envelope	1
1.1	SMS	SMS reminder (if phone number available)	5
2	Postal	All ages: Reminder letter (note, there are 2 letters, one for 79 and under, and one for 80+) Multilanguage sheet	8
2.1	SMS	SMS reminder (if phone number available)	12
3	Postal	All ages: Reminder letter Questionnaire Freepost return envelope Multi-language sheet	22

8.3 SMS reminders

To encourage a higher proportion of patients to complete the survey online, we will be sending SMS reminders to those patients who have phone numbers in the sample. There will be two SMS reminders sent – the first four days after contact 1, and the second four days after contact 2. If the day the reminder is due to be sent is a weekend or bank holiday, it should be sent on the next working day.

The SMS will be sent at different times of day to reach different groups:

- the first SMS should be sent between 9am and 10am four days after mailing 1 is sent
- the second SMS should be sent between 4pm and 5pm four days after mailing 1 is sent

The timings of both SMS reminders have changed since the 2021 Adult Inpatient Survey to increase response rates. By sending the first SMS between 9am-10am this should encourage responses from younger, less likely to respond groups. In addition, sending the second SMS after 4pm is most effective across all groups, whilst remaining within the opening hours of the helpline so queries can be raised. This is supported by analysis that has been conducted using GP Patient Survey data and has helped to identify when the optimal time of day is to reach specific groups.

The content and sender name will be provided by the Coordination Centre and will be available on the website (<https://nhssurveys.org/surveys/survey/02-adults-inpatients>). This guidance must be followed.

Each SMS will be personalised for each patient, with the name of the hospital they attended, and a unique link which will allow them to enter the survey without their log in details. These unique links will need to be shortened before including the SMS, to ensure they do not exceed 35 characters. Your SMS provider should be able to provide this service.

At the end of the SMS, there will be a contact phone number provided. This should be the phone number of the helpline provided for patients who will receive this survey. It will not be possible for patients to reply to the SMS reminder.

Note for approved contractors and in house trusts – if it will help with processing respondent comms, you may add the survey ID number to the SMS which is sent. Please see the SMS guidance on the survey website for more information and exact text to include.

To monitor the quality of the phone numbers in the sample, it is a requirement to report on the number of messages which have not been delivered within 72 hours of the SMS being sent as part of the weekly monitoring report.

Any SMS provider can be used for this purpose, but the provider chosen must use technology which supports concatenation and should also confirm they are not using a "grey route" to send SMS reminders. Messages sent without these requirements in place will risk the message being split into two messages and being received in a different order. Text messages sent in this way can get delayed, lost or suddenly blocked.

8.4 Length of fieldwork

For the 2022 Adult Inpatients Survey, the length of fieldwork has been shortened to 13 weeks to reduce the time lag between the care episode and publication, which is a key priority of the programme. Findings from the 2021 Adult Inpatients Survey displayed that response rates from week 12 of fieldwork began to plateau therefore, it is expected that reducing the length of fieldwork will have no impact on the final response rate. However, it is imperative that samples are signed off on time to ensure that there is not a delay to starting fieldwork.

8.5 DBS and local extractions

Ahead of each reminder mailing, it will be necessary to remove all respondents who have completed the survey already, and to conduct a DBS or local check on the full sample. If anyone has requested to be opted out of further reminders, they should also be removed.

On the day of the mailing, the DBS or local check should aim to be no more than 2 weeks old. If the check expires before the mailing is sent, a local check should be undertaken before the mailing begins.

Contact	Content	Type of check to do on the sample before sending the mailing (DBS or local)	Should online responses be removed from the mailing?	Should anyone who has opted out be removed from the mailing?
1	Postal – Letter only (plus paper questionnaire for over 80s)	DBS check	N/A – First mailing	N/A – First mailing
1.1	SMS	No check required	Yes	Yes
2	Postal – Letter only	Local check	Yes	Yes
2.2	SMS	No check required	Yes	Yes
3	Postal – Letter + Questionnaire	DBS check or local check	Yes	Yes

8.6 Weekly monitoring

Contractors and in-house trusts are required to submit a monitoring report to the CCMM each week during fieldwork. This will allow the CCMM to monitor response rates, volume of patient communications and uptake of accessible options across the fieldwork period.

These reports should follow the template provided on the Survey Website and be submitted each Friday during fieldwork by 12 noon once fieldwork has started. Please

send reports to InpatientCoordination@ipsos.com, using the file naming format “IP22_Weekly monitoring report_DATE_CONTRACTOR”.

Please note that if the first mailing is sent in advance of the 20th January, weekly monitoring reports must be sent to the CCMM from the first Friday of fieldwork. For example, if the first mailing is sent on the 17th January, the first weekly monitoring report should be sent on 20th.

8.7 Reviewing open-ended comments

It is strongly recommended that all free text comments are reviewed by approved contractors and trusts conducting the survey in-house for possible reports of safeguarding issues and followed up with the appropriate authority to allow further investigation. The following text has been included within all cover letters to inform respondents of the possible follow-up action which may be taken. *“If comments on the questionnaire were to suggest that you or someone else is at serious risk of harm, your details would be provided to the appropriate authority to investigate, as part of our safeguarding duty.”*

8.8 Processing returned paper questionnaires

If using a contractor, your contractor will process the questionnaires received.

If conducting the survey in-house, when questionnaires are received, match up the Patient Record Number against the list of patients so that you can record (in the outcome column of your ‘sample file’) which patients have returned questionnaires and will not therefore need to be sent reminders.

Keep paper copies (or scanned pictures of all the pages of the questionnaires, including the front page) of any questionnaires that are returned to you until further notice – but do not send these to the Coordination Centre unless requested.

If a questionnaire is returned with the Patient Record Number removed, please enter the response information in an additional row at the bottom of the data file when submitting it to the Coordination Centre.

8.9 Notifying participants about results

As outlined in Chapter 5.1, there will be an additional question in the online survey giving participants the option to be notified when the results of the survey are published. If a participant would like to be notified, they will be requested to provide their email address as follows:

If you would like us to tell you about the results of this survey, please provide your email address below.

<<TEXT BOX FOR EMAIL ADDRESS>>

No, don't tell me about the results

Email addresses will be captured with responses to the survey. In house trusts and Contractors should securely share this information with the Coordination Centre once fieldwork is complete (a template will be provided for this information).

The Coordination Centre will share this information with the Care Quality Commission who will contact all participants who requested to be notified of the results.

9 Survey communications

Each contractor or in-house trust should have both a freephone line and an email address for patients to contact in the event of queries. Details of both the freephone number and email address should be provided in the invitation and reminder letters.

All staff who are likely to respond to patient communications should be properly briefed about the details of the survey and be aware of the questions or complaints they are likely to receive.

The freephone line and email inbox should be monitored between 9am and 5pm on weekdays as a minimum.

9.1 Managing and recording patient communications

All communication with patients should be logged and included in the weekly monitoring report. Wherever relevant, the following information should be logged for each contact with a patient:

- Patient Record Number
- Date of contact
- Reason for contact
- Action to be taken

A large volume of calls and emails are expected for this survey. Across the whole fieldwork period, please expect 7% of all sampled patients to contact the helpline, with 97% of those contacting the helpline in the first 7 weeks of fieldwork. You should expect peaks in calls 2-3 days after a mailing, and on the day of sending an SMS reminder.

Please ensure there are appropriate resources in place to respond to queries.

We are hopeful that the inclusion of a paper questionnaire in the first mailing for those aged over 80 will reduce some helpline traffic, as many queries relate to requests to take part on paper.

9.2 Frequently asked questions

The most commonly asked questions are requests for a paper questionnaire, queries on how to access the online survey and opting out of the survey.

These queries do not necessarily require support from a team member and can be addressed through a bounce-back email or voicemail message. Therefore, we would recommend including the following responses on both of these to assist with managing queries. These responses can be adapted to include additional information and ensure they are relevant for each contractor and in-house trust's operational processes.

Do you need help with accessing the online survey?

Please try clicking this link to access the online survey: INSERT LINK

If you are still experiencing issues, please provide details on the issue you are experiencing.

Would you like a paper questionnaire?

A paper questionnaire will be sent soon if you do not respond to the survey online. Please ignore any further invitations to take part online and respond to the paper questionnaire when it arrives.

Would you like to opt out of the survey?

If you would like to opt out, please ensure you have provided your full name and the survey number at the top of the letter so we can remove you from future mailings.

Opt-outs

Any patient who requests to opt-out of the survey should be taken out of all future reminders.

If patients request to be removed from the SMS reminder only, postal mailings should still be sent.

10 Survey Accessibility

The accessible options to be provided for the survey are the same as for the 2021 survey. These options are outlined below, with guidance on how they should be administered, recorded and processed.

Table 10.1: Guidance on providing accessible formats of the survey

Accessible format	Administering the format	Processing the return
<p>Online survey: Ability to change font size and background colour; screen reader compatible.</p>	<p>This will be provided by the Coordination Centre for Mixed Methods.</p> <p>If using a contractor-provided online survey tool, guidance on scripting the online survey to meet these accessibility standards is included in the appendix of this document.</p>	<p>Processed through the online survey.</p>
<p>Online survey: non-English language completes (9 languages).</p>	<p>Excel templates with translations will be provided to contractors. Guidance on scripting the online survey in 9 languages will be included in the online survey specification for contractor.</p> <p>All contractors and in-house trusts will need to update the multilanguage sheet with online survey links and helpline details.</p>	<p>Processed through the online survey or via Language Line.</p> <p>For non-English online survey completes, open-ended comments will be translated by the CQC.</p>
<p>Online survey: British Sign Language (BSL).</p>	<p>This will be provided by the Coordination Centre for Mixed Methods.</p> <p>If using a contractor-provided online survey tool, translated videos will be provided to contractors to incorporate into their surveys.</p>	<p>Processed through the online survey.</p>
<p>Telephone assisted complete: In English or in a non-English language using a service such as Language Line.</p>	<p>Contractor or in-house trust helpline staff to complete survey over the phone with participant, entering their responses into the online survey (or on paper if that is preferable).</p>	<p>Processed through the online survey and noted as a telephone assisted complete in the weekly monitoring report and in the final dataset.</p>

Accessible format	Administering the format	Processing the return
<p>Large print: Signposted on the letters and administered at the request of the patient.</p>	<p>Large print invitation letter will be available on the website. Contractor or in-house trust to print invitation letter on A4 paper (adding patient contact details and survey number) and standard PDF questionnaire on A3 paper (adding patient survey number), and post these to patient alongside a return envelope. Further instructions can be found on the large print covering letter.</p>	<p>Large print return processed manually (e.g. responses entered into the excel data entry sheet for that patient).</p>
<p>Easy Read: Signposted on the letter and administered at the request of the patient.</p>	<p>Easy Read invitation letter and questionnaire will be available on the website. Contractor or in-house trust to print both documents on A4 paper and post these to patient (adding patient log-in details to the questionnaire for processing) alongside a return envelope. Further instructions can be found on the Easy Read questionnaire.</p>	<p>Easy Read return processed manually into the data entry sheet. These returns will not be combined with the main dataset due to differences in question wording and answer codes.</p>
<p>Braille: Signposted on the letter and administered at the request of the participant.</p>	<p>Braille questionnaire and invitation letter to be set up centrally by CCMM. Contractor or in-house trust to request both documents from external Braille supplier (personalising letter with patient log-in details). Supplier should not be provided with patient contact details, but can post these to the contractor or in-house trust, who will then post documents to the patient. Further instructions can be found on the Braille covering letter.</p>	<p>Braille questionnaires cannot be completed in Braille, and invitation letter would advise the participant to complete this online (using a screen reader or with the help of a friend/family member) or as a telephone assisted complete.</p>

11 Submitting data

Interim data

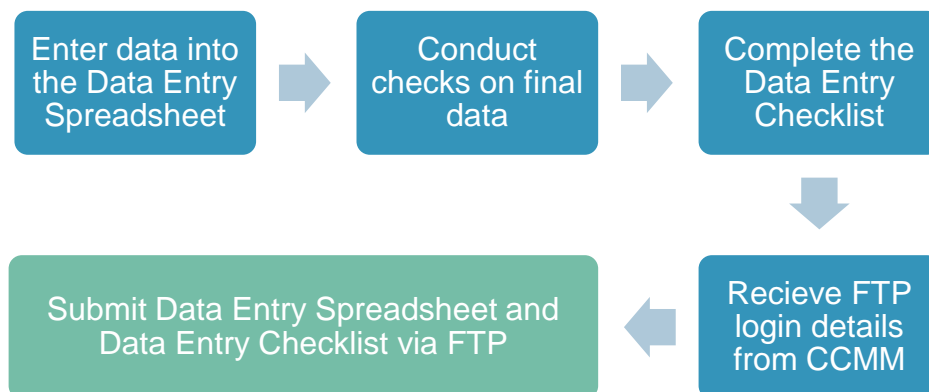
During fieldwork, an interim datafile will be required, to aid data management set up and allow early checks to be conducted. This will be submitted in the Data Entry Spreadsheet, and more guidance on this can be found in the data entry checklist on the [Survey Website](#).

Final data

Final data must be entered into the Data Entry Spreadsheet and checked before being submitted to the CCMM. This chapter details the steps that should be taken in order to submit the data. These instructions are complemented by the Data Entry Spreadsheet, and Data Entry Checklist. These can be downloaded from the [Survey Website](#).

The process for submission of data is the same as 2021. In house trusts and contractors will be provided with a secure transfer link to upload their final data.

Figure 11.1: Key stages to submit final data



11.1 Coding final data

Final data must be entered into the Data Entry Spreadsheet provided, following the coding rules described below. **Nothing more should be done to amend or clean the data.**

Survey responses received through online and paper methods must follow the same coding rules and be provided in a single spreadsheet.

Response data must be entered following these coding rules:

- Each row records one patient's response to the survey. If duplicate responses are received for the same participant (e.g. they have completed both on paper and online), please submit both sets of responses for that participant, one set on each row.
- If a response is missing for any reason, it should be coded as a full stop (.).
- If two boxes are crossed on a single response question, the response should be coded as '997'. Please note this is a change to the data entry method, as incorrect multi-coding was previously entered as '98'.
- Where a respondent has given their response inconsistently with the routing of the questionnaire, but where their intended response is nonetheless unambiguous on inspection of the completed questionnaire (e.g. it has not been crossed out), then the respondent's intended response should be entered. For example, if the respondent answers "Emergency or urgent" at Q1 but provides a response at Q2, their response to both Q1 and Q2 should be included in the data entry spreadsheet.
- If the respondent provides an unrealistic year of birth (e.g. the current survey year), this should be entered into the final dataset unless they have unambiguously indicated their actual year of birth elsewhere.
- Where a respondent has crossed out a response, this should not be entered in the data. Where a respondent has crossed out a response but indicated a second response option, this second choice should be entered in the data.
- For most questions, each column corresponds to one survey question. However, this is not the case for multiple response questions which will have a separate column per response. Multiple response questions are coded '1' if the box is crossed and '0' if the box is not crossed. Please note: If a respondent does not answer any part of a multiple response question (i.e. does not tick any of the response options) then it should be left blank or coded as a full stop
- Regarding the overall question (question 48), if two boxes are selected or if the respondent provided an answer which is difficult to interpret (e.g. they have drawn a mark between two numbers), please code this as '997'. Please note this is a change to the data entry method, as incorrect multi-coding was previously entered as a '98'. If this question is left entirely blank, the response should be coded as a full stop (.).
- If a respondent returns their paper questionnaire but it's not possible to determine the Survey Number (e.g. it has been removed by the participant), this should still be entered into the data entry spreadsheet. For these participants, the Patient

Record Number column of the spreadsheet should be entered as “99999999”, to enable the CCMM to distinguish between accidentally missing PRNs and those removed by the participant.

- Response data for the data files from the two recontact questions will follow the same coding rules.

Recontact question data

The data for the recontact question data will be required separately from the final data for information governance purposes. Data will need to be submitted using the recontact question data template on the survey website. This will need to be checked against the data entry checklist guidance on the recontact data and securely transferred to CCMM.

11.2 Coding free text data

All free-text comments are required to be submitted to the CCMM. Any analysis of these free text comments will be conducted in a way that would not allow individuals to be identified.

The free text comments must be included in full, including any comments on additional sheets of paper. Comments should be recorded verbatim with sensitive information included. The only exception to the above is that names of individual staff members may be redacted at your discretion or on advice from a trust. Redacted characters should be replaced with 'X'.

Comments that are submitted in a language other than English should be sent to the CQC in the language they are submitted in at the end of fieldwork, alongside a flag which confirms which language this is (i.e. which online survey was used). The CQC will be responsible for translating any non-English free-text data into English. Once translated, the comments will be shared and can be combined with the remainder of the dataset.

11.3 Entering easy read responses

The easy read questions and answer codes are different and are therefore listed in separate columns of the data entry spreadsheet (corresponding to Q1 to Q14 of the easy read questionnaire) under the heading “responses to easy read questionnaire”.

For easy read completes, please also complete the relevant columns containing information about the samples, mode of completion and responses to the easy ready questionnaire. These will be clearly labelled.

The remaining sections of the data entry spreadsheet (responses to questionnaire and online survey para data) are not applicable – these columns should be left blank.

Use the outcome of “returned useable” for any easy read returns.

11.4 Checking final data

Before submitting final data to the CCMM, please carry out the checks included in the data entry checklist, which is available on the website. It is essential that these checks are carried out thoroughly. The CCMM is not responsible for correcting any errors in the data. If errors are identified, the Approved Contractor or trust will be required to correct and resubmit the final data.

Having conducted the checks in the checklist, please ensure the relevant information is populated, including the contact details of two team members. The data entry checklist must be uploaded when submitting the data to the CCMM.

11.5 Submitting data

The completed Data Entry Spreadsheet must be submitted to the CCMM as a single file. It must include all anonymised sample information as well as the survey responses.

The Data Entry Spreadsheet should be submitted to the CCMM by secure transfer. Final data **must not** be sent via email.

Following the closure of fieldwork, CCMM will provide you with a link to upload the data via secure transfer.

12 Appendix – online survey guidelines

12.1 Introduction to online survey guidelines

This guidance is for any contractor wishing to host their own online survey. If you would like to use the central online survey tool provided by the CCMM, please refer to chapter 5.4 of this document.

If you would like to use your own internal online tool, you must be able to meet each of the below requirements. Use of any internal online tool is subject to sign-off from CQC that it can sufficiently replicate the format of the CCMM tool and provide all accessibility options.

12.2 Requirements

Inputs from the CCMM

The contractor will be provided with the following documentation by the CCMM to support with set up of the online survey:

- Guidance on set up and requirements (this document)
- Online questionnaire with routing and scripting instructions included
- Change log outlining changes since 2020
- Quality assurance declaration to be returned to the CCMM alongside links for sign off
- Translations for all new or changed questions
- NHS and CQC logos
- British Sign Language video translations

Routes into the online survey

There are 3 routes into the online survey:

- **Using the link on the letters** - there is a link and online log in details provided on the survey invitation letters. These details are personalised for each respondent, so you can be sure who has taken part and remove them from future mailings. The link will follow this format: NHSinpatient.co.uk/QH (for Quality Health) and NHSinpatient.co.uk/PR (for Picker)

- **SMS reminder** – there is a link included in the SMS reminder which will be unique to that respondent. This will allow them to go straight into the survey without needing their log in details. The links for the SMS can be in any format but cannot exceed 35 characters and must be unique to that respondent. If respondents enter the survey through this route, they should be asked which language they would like to complete the survey in before proceeding to the main survey.
- **From the multilanguage sheet** – there will be specific links for each language included on the multi-language sheet. These will take the patient to a version of the online survey that has been translated into their chosen language. This link should follow this format: NHSinpatient.co.uk/contractor identifier/language. For example NHSinpatient.co.uk/QH/Arabic.

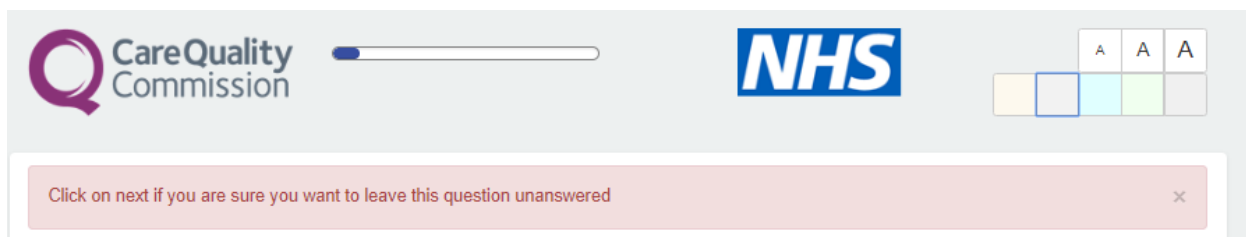
Log in details

The online log in details will be generated using the sample construction sheet when the sample is populated. The log in details must be a combination of the Patient Record Number and a five letter upper case password.

The Patient Record Number will follow this structure: **K1111XXX**. **K** identifies an inpatient survey respondent, **XXX** denotes trust code and **1111** will be a unique number for that respondent.

Non-response and navigation

Any question can be left blank by the respondent. The message below should be shown and the respondent will be allowed to move on if they click next.



Respondents are able to go back to previous questions and change their responses if required using the back button.

Para data

There are several metrics which will need to be collected for everyone who has entered the online survey:

- Time and date of survey access
- Mode of survey access (type of device used)
- Time and date of survey submissions

- Access mode – short or unique link
- Operating system – iOS, android etc
- Active participation in the survey – how long were they actively taking part in the survey, excluding breaks

The para data will be included in the data entry sheet to be submitted to the CCMM at the end of fieldwork.

Free text questions

For free text questions, a character count of 1000 should be included to show how many characters are available and how many respondents have used. It should not be possible to type more than the characters available, so respondents do not get frustrated.

Translations

The online survey will be offered in 9 non-English languages and British Sign Language. The non-English languages are:

- Arabic
- Bengali
- French
- Gujarati
- Polish
- Portuguese
- Punjabi
- Spanish
- Urdu

The translations for these languages will be provided in an excel format, which will include all translations in one document for all questions, respondent instructions and supporting text.

British Sign Language translations will be provided in video format, and the videos will need to show above the question text as per the following example.



12.3 English online survey

The full questionnaire along with routing instructions and scripting information will be provided to all contractors who wish to use their own online survey tool. Changes vs the 2020 survey will be highlighted and logged in a change log for quick reference.

12.4 Translated online survey

Survey translations will be provided to contractors in 9 non-English languages and BSL. The translations will be provided in excel format with all languages in one document. BSL videos will be provided separately.

12.5 Quality Assurance

Quality assurance documentation will be provided to contractors. This will need to be submitted to the CCMM along with the survey links for testing.

12.6 Timings for development

The change log and English questionnaire will be provided first, to be followed by the translations. All changes to both the English and translated online surveys should be made before sending to CCMM for review.

Detailed timings are outlined below, if there are likely to be challenges with meeting these timings this should be flagged at least 10 days in advance to CCMM.

Task	Start	Finish
Updated English online survey, QA documentation and change log shared with contractors	15/11/2022	15/11/2022

Scripting and checking online survey - English	15/11/2022	22/11/2022
Translations shared with contractors	05/12/2022	05/12/2022
Scripting and checking online survey - with translations	06/12/2022	08/12/2022
Send to CCMM for sign off	09/12/2022	09/11/2022
CCMM to review and feedback	12/12/2022	14/12/2022
Amends made by contractors	15/12/2022	16/12/2022
CCMM to sign off contractor surveys	19/12/2022	20/12/2022
CQC to review contractor surveys	03/01/2023	04/01/2023
Amends made by contractors and sent back to CQC	05/01/2023	05/01/2023
CQC review and sign off contractor surveys	06/01/2023	06/01/2023

For more information

3 Thomas More Square
London
E1W 1YW

t: +44 (0)20 3059 5000

www.ipsos.com
<http://twitter.com/ipsos>

About the Social Research Institute

The Social Research Institute works closely with national governments, local public services and the not-for-profit sector. Its c.250 research staff focus on public service and policy issues. Each has expertise in a particular part of the public sector, ensuring we have a detailed understanding of specific sectors and policy challenges. This, combined with our methods and communications expertise, helps ensure that our research makes a difference for decision makers and communities.

